

Disney FILES

MAGAZINE



WELCOME HOME.

Repeat odd behaviors on your own, and you have habits. Share them with others at the same time each year, and you have holiday traditions.

Whether we're illuminating our patios with angry vegetables, wearing green to avoid assault or letting a rabbit hide perishable food in places that lack proper refrigeration, we're united by our seasonal eccentricities.

In the weeks ahead, countless families will share in the festive experience of planting trees in their living rooms, hanging hosiery near open flames and preparing plates of produce for flying, antlered mammals.

Whatever your rituals, chances are good that some of your favorite memories are tied to your family's repeated – and *shared* – behaviors. There's great comfort in knowing that our calendars are filled with recurring opportunities to reconnect with our favorite people (even if it means expressing our patriotism by intentionally igniting explosives near our homes or expressing our love through gift boxes ironically shaped like the human organ most threatened by its sugary contents). Likewise, our *Disney Files* Magazine staff takes great comfort in knowing that the stories we share may move your family to renew old traditions or create new ones.

We enjoy the idea that page 8 may remind you of the gingerbread houses you made as a kid, or that page 14 may inspire you to start marking special occasions by once again playing with your food. We look forward to someday seeing photos of your children – and your children's children – taking their first ride on the Seven Dwarfs Mine Train (page 19), making "Winter Dreams" after dark (page 20) or dancing like penguins around a lobby fountain (pages 3-6).

However these stories inspire you, we hope you have a happy and healthy holiday season, and that whatever wishes you make while breaking a brittle turkey bone comes true. It's not odd. It's tradition.

Welcome home,



Ryan March
Disney Files Editor



Illustration of Ryan by Keelan Parham

VOL. 22 NO. 4

Disney Files Magazine
Disney Vacation Club
P.O. Box 10350
Lake Buena Vista, FL 32830

Please recycle this publication

Information contained in this
magazine is subject to change
without notice

Update your mailing address online at
www.dvcmember.com

Contact Member Services from
9 a.m.-7:30 p.m. Eastern weekdays
9 a.m.-5:30 p.m. Eastern weekends
(800) 800-9800 or (407) 566-3800
Fax: (407) 938-4151
Email: members@disneyvacationclub.com

For Member Services in Japanese,
call 0120-98-4050 Tuesday-Sunday,
9 a.m.-5 p.m. (Japan Time)
Email: JPMembers@disneyvacationclub.com

 facebook.com/disneyvacationclub



Vacations You Never Outgrow

**By Ken Potrock, Senior Vice President and General Manager,
Disney Vacation Club and Adventures by Disney**

Disney is a company that loves a good back story. Whether we're revealing how Mike and Sulley met in college, examining Walt Disney's testy relationship with *Mary Poppins* author P.L. Travers or giving

our newest resort a colorful "history," we love taking families back to where it all began.

It's with that spirit that I share the story behind a new phrase you may have noticed lately in a variety of places, including the cover of this magazine: "Vacations You Never Outgrow." More than a tagline, it's a statement of purpose, and it was inspired by the people who know Disney Vacation Club better than anyone.

I'm not talking about Disney Vacation Club executives. The truth is, I'm not talking about anyone on our payroll. As you may have guessed, I'm talking about *you*.

In visiting with you and other Members about your Disney Vacation Club experience, we hear a variety of practical reasons behind your decision to become part of this community in the first place - from stretching vacation dollars to expanding vacation accommodations. But when the conversation shifts to what has excited Members most in the years since, a decidedly

more emotional theme emerges from seemingly every demographic.

Members consistently tell us that what they value most is having the flexibility to enjoy diverse vacation experiences they never outgrow. It's a sentiment at the core of our favorite Member stories. Whether vacationing to celebrate holidays or honeymoons, anniversaries or adoptions, graduations or grandchildren, Members enjoy their Membership on a different level every time they travel. For every story about a preschooler meeting Cinderella, there's another about parents taking their no-longer-little girl to see the castles of Europe before she says "I do" at the place that first made her feel like a princess. These are the memories that inspired the phrase "Vacations You Never Outgrow."

Members also inspired the exciting array of unique experiences, enhanced exchange opportunities, VIP access and valuable offers in the pipeline for 2014, all designed to help you make memories that are uniquely yours and distinctively Disney. It's a magical time to be a Member.

All of us at Disney Vacation Club are eager to reveal the first wave of these offerings early next year, and we look forward to making memories with you in new and surprising ways for decades to come. After all, hearing your stories is an experience we'll never outgrow.



GRAND TOUR

CONTINUED

Having explored a two-bedroom model room representing accommodations at The Villas at Disney's Grand Floridian Resort & Spa in our fall issue, *Disney Files Magazine* returns to the now-open Resort to continue our photographic "Grand" tour, this time visiting the magnificent lobby and checking out some of the unique features of a three-bedroom Grand Villa.


Pictured below is the new Disney Vacation Club Resort's completed exterior, as seen from a balcony at its sister Resort hotel, located just across the pool and conveniently connected by a covered walkway. On page 4 is the heart of the resort's lobby, where such practically perfect details as bronze fountain penguins, hand-painted carousel horses and Mary Poppins' famous umbrella (in the role of elevator dial) combine to set the tone for a jolly holiday.







The Resort's Grand Villas offer multiple venues for family movie night, including the spacious living-and-dining room (above and left) and the comfortably appointed media room (below). (Watching *Mary Poppins* is optional but recommended.)



The Grand Villa kitchen, like the kitchen in the one- and two-bedroom villas, features an elegantly framed set of dishes inspired by the animated classic *Dumbo*.

The master bedroom and bathroom put the “Grand” in Grand Villa.





with chef de cuisine frank brough

A Walt Disney World vacation is a transporting experience. Whether you're exploring American regions, African savannas, Asian mountains, European villages or places that only exist in storybooks, it's easy to forget you're in Central Florida. One Disney dining destination, however, takes a deliberately different approach, staying as close to home as possible.

"Local" is a primary pillar of the culinary experience at The Wave...of American Flavors at Disney's Contemporary Resort, where Chef de Cuisine Frank Brough and his team source produce and proteins from a trusted network of small farmers in Florida and the southeastern United States. *Disney Files* Magazine Editor Ryan March sat down with Chef Frank to learn more about the restaurant's fresh culinary point of view.

Ryan: I understand that local sourcing is one of your restaurant's four key principles. I'd love to hear more about these.

Chef Frank: Absolutely. The first, as you mentioned, is local and regional sourcing. We just think we get can a lot better product in terms of freshness and quality by staying as local as possible, and we take great pride in supporting our local farmers.

The next is sustainable seafood. We use the Monterrey Bay Aquarium Seafood Watch program as a guide to help us identify seafood that can exist over the long term without compromising species' survival or the health of the surrounding ecosystem. We encourage Guests to seek sustainable seafood wherever they dine, and the Monterrey Bay Aquarium Seafood Watch program offers a free [Apple/iOS and Android] mobile app that makes it easy.

Third, we're committed to creating healthy dining choices. That begins with portion sizes, with our proteins typically presented in 6 oz. servings, as opposed to the 8-, 10- or 12-oz. portions you may be accustomed to seeing. We strive to compose well-balanced entrees that focus, not only on proteins that are free of antibiotics, steroids and hormones, but also on fresh vegetables and starches.

And finally, we focus on having a great beverage program. We serve coffee from fair-

trade-sourced, shade-friendly (eliminating the need to clear-cut rainforests), organically raised beans (imported but ultimately roasted in nearby Tampa, Fla. and ground at the restaurant); vodka and beer organically produced right here in Central Florida; anti-oxidant cocktail mixers and smoothies; and a larger selection of Stelvin wines [which have screw-cap enclosures to prevent air from impacting the quality of the wine] than any restaurant in the United States.

Ryan: Members who visit The Wave frequently know that the menu changes seasonally. How do you approach seasonality here in a state not really known for having distinct seasons?

Chef Frank: We basically have three seasons instead of four, so I change the menu here three times a year. We have a fall/winter season, a spring season and then summer. We feature a lot of tropical fruit during the summer, from dragon fruit to Asian pears to watermelon, and we also feature Florida avocados, which generally become available in June. Sweet corn is a good example of a local crop with two seasons, as it's typically available in October and November, and then again March through May.

Beyond produce, government regulations mandate which fish can be harvested at various times a year, so seasonality impacts our menu's featured seafood as well.





Ryan: As this is our winter magazine, let's talk a bit about your menu's winter offerings.

Chef Frank: Florida winters are all about fabulous citrus, beginning in November with grapefruit season, closely followed by orange season. We source fruit from the only organic citrus grower in Florida. Strawberry season begins around Thanksgiving and can run as late as May. We even present a special strawberry dinner as one of our restaurant's monthly Farmer/Chef Dinner events through the Tables in Wonderland program.

Ryan: I'm intrigued by the idea of a strawberry dinner.

Chef Frank: It's a wonderful, seven-course dinner event that typically takes place in March or April. We use strawberries in each course, beginning with a strawberry tasting that's very similar to a wine tasting. A great farmer who develops new strawberries for the University of Florida presents five distinctively different varieties of strawberries, and Guests are always surprised by the differences.

Ryan: You're clearly passionate about the relationships you've formed with farmers.

Chef Frank: They're what I love most about my job – the relationships we form, not only with farmers, but with the families we serve. Our commitment to cooking with integrity, supporting local farmers and catering to the individual needs of families is enormously impactful. We've had families with unique dietary or nutrition needs tell us that we've given them their first dinner together in a restaurant. We're tremendously proud of that, and it's part of what makes this such a special place to work.

Tasty tribute

While winters at The Wave may be all about citrus, the holiday season upstairs in the resort's Grand Canyon Concourse is all about gingerbread. *Disney Files Magazine* caught up with Pastry Chef Jeff Barnes to learn more about the resort's gingerbread display, part of a holiday tradition that also extends to Disney's Beach Club Resort and Disney's Grand Floridian Resort & Spa.

"It takes thousands of pounds of gingerbread to create our display," Jeff said. "It starts with a European honey dough that we begin making in June before eventually adding the finishing ingredients to create the gingerbread. By the time we're done, we'll have baked more than 2,000 individual pieces to build the display."

The gingerbread building's familiar "it's a small world" theme celebrates Disney Legend Mary Blair, the visionary artist behind the classic Theme Park attraction and the towering tile mural that rises just behind the display at the heart of the concourse.

"Last year, we served more than 2,500 gingerbread cookies [near the display], all baked fresh daily," Jeff said. "The hidden-Mickey 'shingles' are always particularly popular, as are the interactive gingerbread-boy-decorating activities. We're excited about some new designs on the cookies we're serving. One features an image of the monorail with children from 'it's a small world,' while the other features the famed five-legged goat from the tile mural that towers behind our display. They're tasty little tributes to the great Mary Blair."



Taking the LEED: Aulani, a Disney Resort & Spa, Ko Olina, Hawai'i, recently became the first resort in Hawai'i to obtain LEED Silver certification through the U.S. Green Building Council for implementing environmentally friendly construction practices and building systems. Harvesting heat emitted from building chillers to generate hot water and providing electric-car charging stations for plug-in vehicles are among the resort's numerous environmentally friendly practices.

Expanding paradise

Ka Maka Landing, Ulu Café among new additions to Aulani

Aulani has expanded its Waikolohe Valley, adding the breathtaking Ka Maka Landing and inviting Ulu Café to its tropical landscape.

Anchored by a new infinity pool and grotto (pictured here), Ka Maka Landing also features the Keiki Cove splash zone for smaller kids (with water jets gushing from a mosaic octopus), and a new poolside-dining location.

"In keeping with the rest of the resort, we integrated Hawaiian culture, stories and artistry into the design of the new pool area and restaurant to create an inspiring new environment," said Jeanette Lomboy, executive producer for Aulani, Walt Disney Imagineering.

Ka Maka Landing brings to life the legend of Māui, the great trickster demi-god known to generations of Hawaiians. Māui, according to the traditional story, brought the islands to the surface with his great fish hook, and elements of the legend are reflected in the design of the new spaces. The new family pool, for example, where Guests can swim to the sounds of whales and dolphins under water, features a grotto ceiling of coral and lava that, after dark, magically displays a twinkling constellation representing Māui's fish hook.

Positioned between Keiki Cove and a now-adults-only quiet pool, meanwhile, is Ulu Café, a poolside quick-service restaurant serving breakfast, lunch and dinner, with menu options including a variety of grab-and-go options, as well as hot entrees, daily sandwiches and soups, and specialty coffee and soft drinks. A kinetic steel sculpture of the aforementioned Māui by local artist A.R. Kupihea is scheduled for installation on the restaurant's patio in December.

The Aulani expansion also includes new restroom facilities and a larger lawn location for events, weddings and the nightly Starlit Hui show.





Around the world in ~~80~~ 22 days

Joanne and Bill Desmarais of New Hampshire, Members since 2010

When you can visit all 11 Disney Parks around the world during a single 22-day vacation, you may be having the best trip ever.

That was the case for married couple Joanne and Bill Desmarais, who, in March 2011, headed west from their New Hampshire home to begin their globetrotting journey at the birthplace of Disney Theme Parks, the Disneyland Resort in California.

"Walking the streets where Walt walked added an extra level of magic," the couple wrote to *Disney Files Magazine*.

From there, it was across the Pacific to the Tokyo Disney Resort, where the couple marveled at the extraordinary service they received during even the most difficult of circumstances.

"While we were at Tokyo DisneySea, we experienced the earthquake that occurred 200 miles away and caused a dreadful tsunami," they shared. "The Parks closed for the remainder of our time there due to the devastation in the city. We experienced the true meaning of Japanese hospitality and Disney service over those three

days while we waited for the next leg of our journey to begin. The Cast Members, who may have had friends and family members in the more affected areas of the country, maintained their roles in the hotel, providing meals and information with a continuous smile and pleasing personality ... Although our time in the Tokyo Disney Cast Members left a lasting and positive impression that makes us excited to visit again."

The couple safely departed Japan after those three unexpected days, visiting the Hong Kong Disneyland Resort and Disneyland Paris before returning "home" to Disney's Animal Kingdom Villas at the Walt Disney World Resort.

"It's always nice to return 'home' to the bounty of the four Florida Parks," they said.

So what are they going to do next?

"We are planning to visit the Shanghai Disney Resort when it opens," they said. "And we'll include a return trip to Tokyo Disney Resort and the expanded Hong Kong Disneyland Park."



California 3/6/11



Tokyo 3/9/11



Paris 3/17/11



Florida 3/23/11

Tell us about your best trip ever by mailing a letter to Disney Files Magazine's "Best Trip Ever," Disney Vacation Club, 1390 Celebration Blvd., Celebration, FL 34747. Tell us where you traveled with your Membership, what made the trip so memorable and what advice you have for other Members visiting that destination. Include photos if you have them (saving copies for yourself as we can't return ours), and remember to enclose a completed and signed release form, available for download at dvcmember.com/releaseform. Please also tell us your preferred contact information (phone number or email address) and the year your family became Disney Vacation Club Members.

Best
Trip
Ever!

Feb. 2011

Jan. 2011

2010

Member Perks

Come to your 'Senses'

New spas offer neighborhood's most pampering perks

Walt Disney World Resort: Nature meets nurture at the new Senses – A Disney Spa, now open at Disney's Saratoga Springs Resort.

The completely re-imagined – and now Disney owned-and-operated – spa draws inspiration from the healing properties of the natural springs that have drawn people for centuries to the town of Saratoga Springs, N.Y. Walt Disney Imagineers carefully selected organic design materials – including stones, pebbles and woods – to richly connect with the earth and softly speak to the serenity of nature.

"We time" becomes "me time" as soon as you step into the lobby, where the delicate sound of water cascading down an eye-catching rock wall meets the gentle aroma of botanicals and the soothing sight of branch-like fixtures beneath the glow of soft-amber lighting. Look for artistic hummingbirds throughout the two-story space, fluttering through everything from wood carvings and furnishings to intricate tile mosaics designed by Imagineers and crafted by Italian artisans.

As is the case at its sister location at Disney's Grand Floridian Resort, the new spa invites Members and Guests to select a massage, manicure, pedicure, facial or body treatment experience from one of three core "journeys" – Relax, Renew or Imagine. Massage options, for example, include such choices as Swedish, warm-stone and pregnancy massages on the "Relax" menu; reflexology and sports massages in the "Renew" collection; and a variety of transformative aromatherapy services in the "Imagine" experience.

Not overlooked with any selection is the sense of taste, expertly addressed by chef-selected awakening elixirs (Strawberry-C for "Relax," Pomegranate Limeade for

Did you know? As Senses – A Disney Spa is owned and operated by Disney, both locations now accept Disney Gift Cards. The spas even sell Disney Gift Cards with a unique, spa-inspired design.

"Renew" and Mango Tango for "Imagine") and nourishing antioxidant jellies (Strawberry Basil for "Relax," Passion Fruit for "Renew" and Mango Curry for "Imagine"). Coupled with healthy cupcakes, herbal teas and even cucumber-basil spa water, these enticing extras support the spa's commitment to feeding every sense.

This new Senses location has its own menu of exclusives, including a bamboo-fusion massage and a revitalizing blueberry facial. Add a broad selection of treatment add-ons and enhancements, manicure and pedicure services for kids, and pampering product lines designed to make life at home feel a little more like vacation, and you have one of the most *sense*-able places on earth.

Both spa locations offer Disney Vacation Club Members a 15 percent discount off retail items and off spa treatments of 50 minutes or more (excluding the 20 percent gratuity automatically added to all services). Learn more about the spas' offerings online at Disneyworld.com/spas before calling (407) WDW-SPAS (939-7727) to book your appointment. When arriving for your treatment, remember to present your valid Disney Vacation Club Member ID, along with a valid photo ID, to receive your discount.

Treatment tip: The spas offer a variety of seasonal treatments. In January and February, for example, options include a chocolate and strawberry facial, a mimosa champagne scrub and body wrap, and a mimosa champagne and chocolate pedicure. Be sure to ask what seasonal offerings are available during your vacation.





Save on Theme Park holiday tours

Holiday-themed guided tours are underway at the Disneyland and Walt Disney World Resorts, and Disney Vacation Club Members enjoy special discounts. Here's a look at available tours:

Disneyland Resort: During the “Holiday Time at Disneyland Park” tour, Guests learn the happy history behind some of the Park’s most cherished holiday traditions, experience seasonally themed attractions (including the popular “it’s a small world” holiday and Haunted Mansion Holiday), take in the festive parade from a reserved viewing area, enjoy tasty treats and more.

Disney Vacation Club Members receive a 20 percent discount. Call (714) 781-TOUR (8687) for more details or to book your tour, and remember to mention that you’re a Disney Vacation Club Member.

Walt Disney World Resort: Two unique holiday tours are available at the Walt Disney World Resort, and both offer Member discounts.

During the “Disney’s Yuletide Fantasy” multi-Park tour, guides reveal how Walt Disney World Theme Parks and Resorts deck their halls for

this festive time of year. Guests meet Holiday Services Cast Members who create and install the vacation kingdom’s holiday décor, explore international holiday traditions through World Showcase at Epcot, get an up-close look at the traditional trimmings of Main Street, U.S.A., and visit a Resort to examine how designers create a festive atmosphere through the grand-scale application of color, texture, architecture, illusion and attention to detail.

For an after-dark option, check out “Disney’s Holiday D-Lights” tour, an inside look at the Candlelight Processional at Epcot, the Osborne Family Spectacle of Dancing Lights at Disney’s Hollywood Studios and the Cinderella Castle Dream Lights at the Magic Kingdom Park.

Both tours offer a 15 percent Member discount. To learn more about available Walt Disney World tours or to book your tour experience, call (407) WDW-TOUR (939-8687), and ask for your Disney Vacation Club Member discount.

*Note that tour itineraries and content are subject to change. Age restrictions apply. Theme Park admission is required but not included in these tours. When arriving for your tour, remember to bring your valid Disney Vacation Club Member ID, along with your valid photo ID.

MY DISNEY HOME

Where Members Live

Do you have a Disney home? Whether it's an expansive collection of Disney memorabilia or your own Disney-inspired space, we'd like to see it. Send your photos (keeping copies for yourself as we won't return ours), along with a letter containing your "Member Since" year and describing your unique Disney style, to Disney Files Magazine's "My Disney Home," Disney Vacation Club, 1390 Celebration Blvd., Celebration, FL 34747. Remember to include a signed release form, available for download and printing online at www.dvcmember.com/releaseform.

Disney Files Magazine proudly presents photos and stories from Members who have made Disney part of their home decorating. This edition's submission comes from Dr. Cindy Rhodes of Florida, Member since 1995.

Cindy collected Disney plush toys throughout her kids' childhoods, eventually amassing a population big enough to give Toontown officials nightmares of urban sprawl. From Mickey to Minnie, Jessie to Jessica, baby Piglet to Baby Herman, the merry menagerie represented in Cindy's cuddly community rivals the toy

inventory of most Disney Stores.

Cindy maintained the collection after her kids were no longer kids, dreaming of a day when she could share them with grandchildren. That dream is now coming true, with Cindy's daughter-in-law (pictured here) scheduled to deliver twin girls as this edition of *Disney Files* Magazine mails. All of us at Disney Vacation Club congratulate the Rhodes family on their new additions and tip our collective mouse ears to an eye-popping room in Grandma's house that's sure to inspire a pair of granddaughters to dream in animation.



Spoonful of OLAF



With Walt Disney Animation Studios' 3D feature *Frozen* storming into U.S. theaters on Nov. 27 (learn more at Disney.com/frozen), *Disney Files* Magazine shares this cool idea from our friends at Spoonful, who have turned the film's scene-stealing snowman, Olaf, into a sweet, "frozen" treat. Visit Spoonful.com for more fun ideas designed to inspire your family to make...every day!

MAKES: 2 Olaf desserts

STUFF:

1. White candy melts (about half of a standard 12 oz. bag)
2. Chocolate candy melts (8 pieces)
3. Pretzel sticks (for arms)
4. Orange Starburst candies (1 per snowman)
5. Small candy eyes (available where novelty baking goods are sold)
6. Milk chocolate Hershey Kiss candies or chocolate chips
7. Edible food pens (likely available where you found those eyes)
8. Plastic squeeze bottle
9. A small (and clean) craft/food brush
10. Parchment paper
11. Vanilla ice cream (you'll need two scoops per snowman)

STEPS:

1. Tape parchment paper to your flat work surface so it won't move. If you're using chocolate Kisses for the buttons, use a knife to (carefully) shave down the sides.
2. Unwrap an orange Starburst and set it on the wrapper. Heat it in the microwave for 7 seconds. Allow it to cool for 15 seconds or until cool enough to handle. Mold it into the shape of Olaf's carrot nose using your fingers. Set aside.
3. Using a knife, splinter a few pretzel sticks to create Olaf's hair.
4. Heat white candy melts in a microwave-safe bowl on 40 percent power for 25 seconds at a time until the candy is melted. Stir and pour or spoon it into squeeze bottle, and put the top back on the bottle.
5. Squeeze out the white candy onto the parchment paper in the shape of Olaf's head. Use food brush to smooth out.
6. Use the edible blue and black pens to draw the outline of Olaf's eyes onto his face. (These circles should be just slightly larger than the size of the candy eyes you'll put in place as part of the next step.)



7. Squeeze out a second layer of candy over the top half of Olaf's head, creating a 3D effect. Use brush to smooth, then place the eyes, and 2-3 pretzel-silver hairs.
8. Now squeeze out more melted candy under the eyes before placing his nose just under and between his eyes. Squeeze out more melted candy around the nose to keep it in place, using the brush to smooth. Allow candy to dry.
9. For the detail work, melt the chocolate candy melts in a small microwave safe bowl on 40 percent power for 45 seconds. Stir the candy until smooth. Clean and dry your food brush, and then use it to paint on Olaf's mouth using the melted chocolate candy. Allow time to dry.
10. Clean and dry the food brush. Open the squeeze bottle and dip your brush into the white candy. Paint Olaf's tooth in the top center of the mouth. Allow time to dry.
11. Stack two scoops of vanilla ice cream in a serving bowl, and give Olaf three Hershey Kiss or chocolate chip buttons, and two pretzel stick arms. Peel Olaf's head from the parchment paper and stick it on top of the ice cream. Serve immediately.

picture this



Inspired by the arrival of another white winter (in places not named Florida) and the new Walt Disney Animation Studios film *Frozen* (in U.S. theaters Nov. 27), *Disney Files* Magazine heads to the hills for this icy installment of "Picture This." See if you can spot the seven things we've altered in this photo from the snowy slopes of Colorado, one of many winter wonderlands available through Member Getaways.

original



altered



ANSWERS: (1) the familiar peak of the Matterhorn has risen into the frame, (2 and 3) our adventurous friend's skis and coat have become longer, (4) the skier has lost his shadow - perhaps indicating an early spring, (5) he's traded the ski pole in his left hand for a sword, (6) his hat has lost its stylish pom-pom and (7) his goggles now have a darker, Vader-like quality.

Sautéed Shrimp with Feta Cheese

As Members enjoy their first stays at the newest resort in the Disney Vacation Club neighborhood, the *Disney Files* staff heads to Citricos at Disney's Grand Floridian Resort & Spa, which recently added new tapas options to its world-class menu. The new items range from a hardwood-grilled Berkshire Pork Belly to a European Artisanal Cheese Selection to our favorite – the Sautéed Shrimp with Feta Cheese. Here, for your at-home enjoyment, is the recipe for this standout dish.

Serves: 4-6

Ingredients:

20 large shrimp, peeled and deveined
 8 plum tomatoes
 1 tablespoon extra virgin olive oil
 1/4 cup thinly sliced garlic (about 5 large cloves)
 1 cup chardonnay or other dry white wine
 1/4 cup fresh lemon juice
 1 cup diced feta cheese
 1 stick butter, cut into pieces and softened
 2 tablespoons freshly chopped cilantro
 Coarse salt and ground black pepper to taste



Steps:

1. Cut shrimp in half lengthwise.
2. Remove and discard stem end from tomatoes, and cut the remaining portions of the tomatoes into large-bite pieces.
3. Heat oil in a large sauté pan over medium-high heat. Add garlic and cook until golden brown, about 1 minute.
4. Add tomatoes and cook for 2-3 minutes or until softened. Add wine and lemon juice, and simmer 3-4 minutes or until slightly reduced.
5. Reduce to medium heat. Add shrimp and feta cheese, stirring gently to combine, being careful not to break up the feta. Simmer 3 minutes or until sauce is thickened slightly and shrimp is cooked through.
6. Add butter and stir gently until it's melted into the sauce. Add cilantro, then salt and pepper to taste.
7. Toss, serve and enjoy.

This recipe has been converted from a larger quantity in the restaurant kitchens. The flavor profile may vary from the restaurant's version. All recipes are the property of Walt Disney Parks and Resorts U.S., Inc., and may not be reproduced without express permission.



neighborhood notes

new and newsworthy in our magical community

Adventures by Disney: Sparked by the enthusiastic response to 2013 Member trips to New York City, Disney Vacation Club and Adventures by Disney are heading back to the Big Apple for 4-day, 3-night guided vacations in summer and fall 2014. A tour past Manhattan's most iconic buildings, an interactive Broadway experience and VIP backstage access to ABC's "Good Morning America" are just a few of the trips' planned highlights. Visit DVCMember.com for trip and booking details.



Development news: Disney Vacation Club recently announced plans to develop villas at Disney's Polynesian Resort. Watch *Disney Files* Magazine for updates about this proposed new addition to the Walt Disney World Resort at a future date. Note that this Resort is not yet registered or available for sale.

Walt Disney World Resort in-room TV: Learn more about Disney-supported conservation efforts and upcoming film releases from DisneyNature by tuning into the inspiring new DisneyNature in-room TV channel at Walt Disney World Resort hotels.

Disney's Animal Kingdom Lodge: Take part in seasonal activities at Disney's Animal Kingdom Lodge, from a make-your-own-ornament activity supporting the Disney Worldwide Conservation Fund to a Dec. 31 event that'll ring in the New Year, not only at midnight, but also at 5 p.m. local time (midnight in Africa).

Disney's Animal Kingdom Lodge: The Resort's animal population continues to grow. The ankole cattle herds, for example, have nearly doubled to 11 animals, while the wildebeest population has added six. Among the recently introduced species, meanwhile, are the desert-living addax, scimitar-horned oryx and spur-winged geese.

Disney's Hilton Head Island Resort: Paddleboarding excursions recently joined the menu of recreation offerings at Disney's Hilton Head Island Resort. Guides teach Members and Guests the basics of this centuries-old sport before leading them out into the nearby salt marsh of Broad Creek to learn more about local culture and to observe native wildlife. Members may make reservations for this experience in advance by calling (843) 341-4133 or in person by visiting Broad Creek Rentals.

Disney's Old Key West Resort: Crews at Disney's Old Key West Resort recently completed a landscape-rejuvenation project near the Hospitality House, replacing overgrown trees and installing new ground cover and accent plants to beautify the area while also improving sightlines for pedestrian and vehicular traffic. Also driven by a desire to better manage traffic was an enhancement to the basketball-court area near the Resort's feature pool, which previously required players to enter a driveway near the Olivia's Café loading dock to access the court. Thanks to a newly created "shell road" along the beach, Members and Guests now have a safer, prettier and more efficient pathway.



fun on Facebook

Inspired by the opening of The Villas at Disney's Grand Floridian Resort & Spa and by the approach of 2014, Disney Vacation Club asked fans of our Facebook page to share their "Grandest" resolutions for the new year. Here are a few of our favorites.

- To become a Platinum Castaway Club Member
- To participate in every runDisney event
- To retire...and go to Disneyland
- To get a tan at a Disney's Vero Beach Resort Beach Cottage
- To spend at least one night in every Disney Vacation Club Resort
- To go on any Adventures by Disney trip
- To visit Disneyland Paris for the first time
- To get into the Disney College Program
- To visit Aulani so I can share my birthplace with my daughter

[Facebook.com/disneyvacationclub](https://www.facebook.com/disneyvacationclub)

Disney's Vero Beach Resort: A team of fortunate divers near Disney's Vero Beach Resort recently discovered 48 gold coins beneath the sand. Experts now believe the coins were lost about 300 years ago by a sunken Spanish ship, and they've appraised the discovery at about \$200,000. Not a bad day at the beach.

Disney's Vero Beach Resort: A pool-restoration project at Disney's Vero Beach Resort is scheduled to begin Jan. 6, 2014, resurfacing the pool and its adjacent water-slide tower, and retiling both the pool and hot tub. While dates are subject to change, the pool, water slide and hot tub are scheduled to reopen on Feb. 10, 2014.

Disney's Vero Beach Resort: This fall, Disney's Vero Beach Resort and Disney's Fairy Tale Weddings teamed up to begin offering special services for weddings and vow renewals at the resort. Call (321) 939-4561 for more information.

Annual Dues: Here are a few tips and reminders to help you prepare for 2014 Annual Dues billing. You may pay online by credit card by visiting DVCMember.com and clicking "Annual Dues" on the home page. To pay by phone using a Disney Gift Card, Disney Visa Rewards Card or your credit card, call Member Accounting at (800) 800-9800 and select option 3. To arrange automatic monthly payment through direct debits from a U.S. checking or savings account, with payments beginning Jan. 15, 2014, fax (to 407-938-4117) or mail (to Disney Vacation Club, P.O. Box 470727, Celebration, FL 34747) a voided check or deposit slip with your Member ID or contract number and signed authorization (simply write and sign a note saying that you authorize Disney Vacation Club to debit your checking or savings account for your loan and/or Annual Dues payment). Calling the Member Accounting phone number above to confirm receipt of your fax or mail is recommended.

Pool hopping: Whenever you're using your Membership to stay at a Disney Vacation Club Resort at the Walt Disney World Resort or at Disney's Vero Beach Resort, you and any Guests staying with you are permitted to pool hop to other eligible pools if they're not at capacity. Due to expected high occupancy, pool hopping isn't available Nov. 25-Dec. 1, and Dec. 15, 2013-Jan. 5, 2014. Pool hopping is never available at Bay Cove Pool at Bay Lake Tower at Disney's Contemporary Resort, the pools at Disney's Animal Kingdom Lodge, Stormalong Bay at Disney's Yacht & Beach Club Resorts, the pool at Disney's Beach Club Villas, the pools at Disney's Art of Animation Resort or at the Disneyland Resort in California. Further block-out dates may be added based on capacity issues. Look for details online at DVCMember.com. Please remember that pools are available only to registered Members and Guests staying at that resort (along with those staying with them in their room), as well as Members utilizing their pool-hopping perk. Pool usage isn't available to Guests who are staying at other resorts or who live locally.

Getting the swing of it Designing the Seven Dwarfs Mine Train

Walt Disney World Resort: While piloting pachyderms, storming barns, venturing under the sea and dining like enchanted royalty are among the high-profile pursuits of visitors to New Fantasyland, a more quietly investigative activity is engaging a growing number of Magic Kingdom Guests – peering through a construction-wall window.

Beyond that narrow – and deliberately placed – portal are the inner workings of the Seven Dwarfs Mine Train, a family friendly, coaster-style attraction that'll begin exploring the mine "where a million diamonds shine" in 2014. As the buzz surrounding the attraction's innovative ride vehicles continues to "dwarf" any in recent memory, *Disney Files* Magazine sat down with two of the project's leaders to get the inside scoop.

"We based our ride-vehicle concept on the swaying design of actual mine cars," said Ride & Show Engineering Senior Project Engineer Bob Vignec. "This is going to give Guests the sensation of gently gliding through every twist and turn, adding a thrill that's very different from a traditional coaster. We went through several iterations of the design, creating a variety of full-size, 'rideable' mockups to develop the ideal range of movement."

The final design features a finely tuned 'swinging profile' that'll keep the motion from being too wild or erratic, creating a thrill that aims to be as enjoyable to kids as it is to their

parents and grandparents.


"Most people think of engineering as boring, buttoned-up math," Bob added. "But we're doing things on this project that are really unique, so from an engineering standpoint, we've had to be creative in solving challenges we've never encountered. For an engineer, that's a lot of fun."

Intent on making the vehicles as attractive as they are innovative, Imagineers took special care to uphold the storied legacy of their source material.

"*Snow White and the Seven Dwarfs* is an extraordinarily detailed film, and it provided endless inspiration," said Dave Minichiello, Creative Development Director for Walt Disney Imagineering. "After studying the animated mine cars in the film and actual mine cars of the time period, we knew we wanted our vehicles to have that handcrafted look. So we had a craftsman actually hand carve the vehicle in wood, and we used that amazing carving to cast our train cars."

The team paid equal attention to the vehicles' visual details, from the hand-hammered quality of metal strapping to the flickering candlelight of onboard lanterns. The resulting trains are, like the attraction itself, designed to look great from every angle.

"The attraction is uniquely positioned to be viewed from more angles than any other Walt Disney World coaster," Dave added. "We're really excited about that, as it's going to be a stunning centerpiece for New Fantasyland."





Winter Dreams

World of Color

Disneyland Resort: The holidays are a carousel of color at Disney California Adventure Park, where the enormously popular World of Color nighttime spectacular has become World of Color – Winter Dreams, an all-new show celebrating the season through Jan. 6, 2014.

Hosted by Olaf the snowman from the new Walt Disney Animation Studios film *Frozen*, the festive production combines new animation with classic winter scenes from such beloved Disney and Disney-Pixar films as *Bambi*, *Fantasia* and *Toy Story*, along with new special effects.

Winter Dreams represents the most sweeping re-imagination to date for the World of Color experience, which since its 2010 debut has introduced a variety of new segments featuring everything from legacy-leaving light cycles and pirates *On Stranger Tides* to a boldly *Brave* heroine and professionally “prepped” Christmas elves.

“The World of Color system was purposely built to be able to tell stories in so many different ways and to be able to constantly change and adapt,” Walt Disney Imagineering Creative Entertainment Show Producer Sayre Wiseman told *Disney Files Magazine*. “In creating this all-new show, we faced the daunting challenge of getting everything programmed and ready while

at the same time running the existing World of Color show nightly. That we were able to do so during limited overnight hours is really a tribute to the system’s original design.”

While programmed during those late-night hours in Anaheim, the show represents a truly global effort, with music recorded in England’s famed Abbey Road Studios and a new song performed by what’s known as a “virtual choir,” creatively conducted by Grammy Award winner Eric Whitacre by weaving together individual vocal performances from some of Eric’s choir members around the world, as well as Disneyland Annual Passholders.

“This has been such an exciting project,” said Sayre, who pointed to the *Toy Story* gang’s fresh take on *The Nutcracker* and Thumper’s classic moment with Bambi on ice as being among her personal favorite moments in the new show. “I grew up watching Sunday night’s ‘Wonderful World of Color’ hosted by Walt Disney, and those memories are still with me. I hope that what we continue to create through our World of Color productions will be as well loved and cherished by our Guests as they were for me so many years ago. These stories are really part of our lives, and with shows like Winter Dreams, we strive to give them a place to thrive.”



BUZZWORTHY

12 stories • 2 pages • 1 space ranger

Disneyland Resort: Among the holiday highlights at Disneyland Park through Jan. 6, 2014 are Sleeping Beauty's Winter Castle, the "Believe...in Holiday Magic" fireworks, "A Christmas Fantasy" parade, Big Thunder Ranch Jamboree, and the "it's a small world" holiday and Haunted Mansion Holiday attractions. At Disney California Adventure Park, Guests are enjoying the new "World of Color - Winter Dreams" nighttime spectacular (see page 20), "Phineas and Ferb's Rockin' Rollin' Dance Party: Holiday Edition," "wintertime nighttime funtime" at the Mad T Party, and intricately themed décor throughout Buena Vista Street, Cars Land (pictured here) and "a bug's land."



Disneyland and Walt Disney World Resorts: The LEGO Imagination Center at Downtown Disney Marketplace in Florida and in the Downtown Disney District in California host "Monthly Mini Builds" on the first Tuesday of every month from 5-7 p.m. Designed for kids ages 6-14 (while parents are welcome to help, LEGO experts are on hand to guide the experience), these complimentary events let kids create - and keep! - a mini LEGO figure, with a different theme each month. It's best to arrive early, as a limited number of kits are available. These events also take place at LEGO Stores across the U.S., so visit stores.lego.com to find a location near you.

Walt Disney World Resort: The "Festival of the Lion King" show at Disney's Animal Kingdom Theme Park will move sometime in 2014 from its current Camp Minnie-Mickey home to a new theater now under construction in the ideally themed Africa area of the Park.

Walt Disney World Resort: Mickey's Very Merry Christmas Party at the Magic Kingdom Park, detailed in the fall edition of *Disney Files* Magazine, continues on special nights through Dec. 20. The "after hours" party features the Castle Dream Lights, Mickey's Once Upon a Christmastime parade, "Holiday Wishes: Celebrate the Spirit of the Season" fireworks and more. Visit DVCMember.com for details about Member discounts available on select nights through Dec. 10, and visit mickeyschristmasparty.com for other party dates and prices.

Walt Disney World Resort: Think Sigourney Weaver looks cool in The Great Movie Ride at Disney's Hollywood Studios? Wait until you see her surrounded by a mass choir and 50-piece orchestra at Epcot! The Academy Award nominee joins Ashley Judd and Dennis Haysbert as famous newcomers to this year's Candlelight Processional schedule, joining a rotating lineup of celebrity narrators also scheduled to include returning favorites Gary Sinise, Whoopi Goldberg, James Denton, Neil Patrick Harris, Edward James Olmos, Trace Adkins, Blair Underwood and Amy Grant. Visit Disneyworld.com/holidays or call Member Services to book a Candlelight Dining Package that includes guaranteed seating for the Candlelight Processional and VIP viewing of IllumiNations: Reflections of Earth. Both the Candlelight Processional and the Park's "Holidays Around the World" celebration - featuring specialty food, seasonal beverages and merchandise, and live entertainers throughout World Showcase - are scheduled to run Nov. 29-Dec. 30.



To learn about holiday happenings at other Disney Theme Parks around the world, visit your desired destination's website through DisneyParks.com.



Walt Disney World Resort: The Osborne Family Spectacle of Dancing Lights is brilliantly transforming the Streets of America at Disney's Hollywood Studios with millions of dancing lights through Jan. 5, 2014. This year's spectacle is part of the East Coast debut of "Glow With The Show" ear hats, already a hit at Disney California Adventure Park. Guests sporting these cutting-edge Mickey Mouse ears illuminate (the hats, not the humans) in sync with the dancing lights.

Walt Disney World Resort: The spirit of the savanna meets the sounds of the season at Disney's Animal Kingdom Theme Park, where Mickey's Jammin' Jungle Parade becomes the holly-er, jollier Mickey's Jingle Jungle Parade every afternoon through Jan. 2, 2014. The parade is the centerpiece of a Park-wide celebration of the holiday spirit – safari style.

Walt Disney World Resort: Holiday shopping and meeting Santa is only the beginning of the festivities in the Downtown Disney area, as carolers, musical artists and other live performers are on hand to entertain through Dec. 29 as part of the annual "Festival of the Seasons."

Disney Cruise Line: All four Disney Cruise Line ships are celebrating the holiday season in grand, nautical fashion with "Very Merrytime Cruises" for the entire family. Meet-and-greets with Santa and his festively attired Disney friends, gingerbread house-building, holiday storytelling and a tropical holiday deck party are just a few of the offerings that debuted on Nov. 12 and are scheduled to continue through Dec. 31.



Disney Cruise Line: Disney Fantasy Guests recently became the first to discover a new onboard mobile app that's scheduled to expand this winter to the Disney Dream and Disney

Magic ships, adding new functionality throughout the year. Currently dubbed the "Disney Fantasy Navigator" but slated to become the more broadly named "Disney Cruise Line Navigator" when it expands to additional ships, the iOS and Android app (free to download and free to use through the ship's Wi-Fi network) serves as a digital guide to onboard activities, complete with maps, entertainment listings, special offers and more. Note that the app works separately from the My Disney Experience app currently available for use at the Walt Disney World Resort.

Tokyo Disney Resort: Development work is underway on two new entertainment experiences for the Tokyo Disney Resort. The "Once Upon a Time" show will use projection-mapping technology to bring Disney stories to life on Cinderella Castle at Tokyo Disneyland Park beginning May 29, 2014. At Tokyo DisneySea Park, a renovated Mermaid Lagoon Theater will house a new musical production themed to the Disney-animated classic *The Little Mermaid*. Plans call for the Mermaid Lagoon Theater to close on April 6, 2014 and reopen in spring 2015.

Tokyo Disney Resort: Walt Disney Imagineers are dreaming up new magic for the classic Jungle Cruise attraction at Tokyo Disneyland Park. Scheduled to close for refurbishment in January 2014 and to reopen in fall 2014, the refreshed attraction will feature new special effects and a new musical soundtrack – a Jungle Cruise first. After dark, new lighting effects will transform the attraction for special "night cruises," presenting a unique take on the Jungle Cruise experience.



A complex return to 'simpler' cinema

Worlds collide in new theatrical short

Hollywood's leading mouse is going back to where his illustrious career began – an animated short on the silver screen.

Titled "Get A Horse!" and galloping into U.S. theaters on Nov. 27 with the Walt Disney Animation Studios feature *Frozen* (detailed in the fall edition of *Disney Files Magazine*), the innovative short returns Mickey to his squashing, stretching roots in an envelope-pushing blend of hand-drawn 2D and computer-generated 3D animation. *Disney Files Magazine* sat down with Director Lauren MacMullan and Producer Dorothy McKim to learn more about the film, which has dazzled critics and audiences alike at such prestigious venues as the Annecy International Film Festival in France and the Telluride Film Festival in Colorado.

"The Mickey I love most is that young whippersnapper in the black-and-white age of Ub Iwerks, when the animation was so fresh and loose, and when Mickey was less man and more mouse," Lauren told us as she recalled her original pitch to Disney and Pixar Chief Creative Officer John Lasseter. "I just love that era. It was a simpler time with fewer rules, when Mickey could stretch his rubber-hose arms and when villains didn't have tragic childhoods. That's the era that inspired the idea of making this film in the style of a lost short."

Created through a storied shorts program aimed at developing emerging animation directors and technologies, the film begins with new-but-cleverly-aged sequences (complete with intentional flickers, paint mistakes and various forms of "film damage") that call to mind such classics as 1928's "The Gallopin' Gaucho," with Mickey on a mission to rescue Minnie from



angry abductor Peg Leg Pete. When the frantic pursuit propels Mickey through the flickering screen and into our modern theater, he must find a way to get back into that black-and-white world to save the day.

While the sensibilities may be simple, the production was anything but.

"The really fun challenge of this production was that complex combination of 2D and 3D, color and black-and-white, newly recorded audio [part of which artists performed with slide whistles, harmonicas and other old-school tools of the trade] and sounds from 85 years ago, sometimes all on screen together at the same time," Lauren said.


Among the 85-year-old audio used in the film is remixed dialogue that allowed producers to cast the ultimate A-lister in the leading voice role.

"Mickey's voice in the short is 100 percent Walt Disney," Dorothy said proudly, explaining that the team carefully blended dialogue pulled from the first decade of shorts in which Walt voiced his animated alter-ego, sometimes spending weeks to mix a single word. "This also allowed us to cast the late Marcellite Garner as Minnie and Billy Bletcher as Pete."

Lauren embraced the creative casting, saying, "The minute we started pulling that Walt dialogue into the film, we realized how truly synonymous he is with early Mickey."

Unlike the similarly nostalgic Mickey shorts now engaging fans online, on television and on their phones, "Get A Horse!" is a quintessentially big-screen experience.

"As part of the action essentially takes place in your auditorium," Lauren said, "this film is tailor-made for theaters."



Saving the tapes behind SAVING MR. BANKS

“Lost” treasures aid new feature film

Scheduled to open in U.S. theaters on Dec. 20, the highly anticipated *Saving Mr. Banks* explores the extraordinary true story of how *Mary Poppins* made it to the screen – and the testy relationship Walt Disney had with author P.L. Travers that almost derailed the project.

The film finds Walt continuing a 20-year quest to turn P.L. Travers’ *Mary Poppins* books into a movie. While the curmudgeonly Travers has consistently resisted (fearing that her beloved nanny would get mauled by the Hollywood machine), financial trouble moves her to reluctantly agree to travel from her London home to Disney’s California studio to hear Walt’s proposed plans and to consider selling the rights. For those two short weeks in 1961, Walt pulls out all the creative stops but ultimately must reach into his own childhood to discover the truth about the ghosts that haunt Travers and finally earn her trust.

The film’s cast includes Academy Award winners Tom Hanks and Emma Thompson as Walt Disney and P.L. Travers, along with Jason Schwartzman and B.J. Novak as legendary songwriters Richard and Robert Sherman, Bradley Whitford as screenwriter Don DaGradi, Colin Farrell as a young Travers Robert Goff (P.L. Travers’ father, seen in flashback sequences) and Paul Giamatti as Ralph, Travers’ California driver. The film is directed by John Lee Hancock, and written by Kelly Marcel and Sue Smith.

Much of the film’s screenplay pulls from actual recordings of story meetings between the *Mary Poppins* filmmakers and the visiting Travers, who insisted that the meetings be recorded. To learn more about this invaluable source material, *Disney Files* Magazine reached out to the man who helped recover and restore those “lost tapes,” Grammy Award-winning Disney record producer and resident music historian Randy Thornton.

“I was the department clerk at Disneyland/Vista Records (now Walt

Disney Records) back in 1987, handling master tapes and basically being a courier,” Randy told us. “I’d occasionally pop one of those masters onto the tape machine, and I soon came across one labeled ‘*Mary Poppins* Pre Demo.’ When I played it, I heard two guys singing songs I’d never heard before, only to discover that it was a Sherman brothers demo recording of songs that never made it into the film.”

Randy’s discovery, coupled with additional story-meeting tapes given to him by Disney Legend Richard Sherman (who had labeled his tapes “The Poppins Trials”), led to the tapes’ restoration and, decades later, gave filmmakers a wealth of material from which to craft their story for *Saving Mr. Banks*.

“To be in a position to help further share the story of the Sherman brothers, who have given so much joy to the world and to me personally, is an incredible honor,” said Randy, who also met with Jason Schwartzman as the actor prepared for his portrayal of Richard Sherman. “I have a career because of these geniuses.”

Among the Members most excited for the release of *Saving Mr. Banks* are those who sailed aboard the Sept. 29-Oct. 3 Member Cruise, which included a special inside look at the production.

Learn more about the movie on Facebook at [Facebook.com/SavingMrBanks](https://www.facebook.com/SavingMrBanks).



Academy Award winners Tom Hanks and Emma Thompson star as Walt Disney and P.L. Travers in *Saving Mr. Banks*, opening in U.S. theaters Dec. 20.



The Walt Disney Family Museum

Where more than history meets the eye

By Tim O'Day

To many of us, museums have a reputation of being stodgy places where things are pretty hands-off and people speak in hushed tones. However, as anyone who has enjoyed a visit to the Walt Disney Family Museum in San Francisco can attest, that's not the case in this very special destination for both the casual Disney fan and the hardcore enthusiast. To say the place is "animated," very interactive and has a story around almost every corner would be a tremendous understatement! Come with me now as I share with you a few of my favorite aspects of this extraordinary museum.



Your Jaw Drops Before You Even Get in the Building

As a history buff, I'm in awe of the beautifully restored U.S. military barracks building (dating back to 1890) that is home to the museum, located in the Presidio of San Francisco. However, the museum's historic location also comes with a postcard-perfect view of the famed Golden Gate Bridge.

Walt's Private Laughing Place

Just inside the lobby behind the reception desk you will find this little vignette that captures the charm of Walt Disney's private apartment above the Fire Station on Main Street, U.S.A. at Disneyland Park in Anaheim, Calif. These are original furnishings and items from the apartment, including a framed photo of Walt's parents, Elias and Flora.



A Most Unique Academy Award

Also in the lobby is just a small sampling of the more than 900 awards and honors Walt Disney received throughout his career.

A standout among the honors is perhaps the most unique Academy Award ever created – one large Oscar statuette and seven little ones for, you guessed it, Walt Disney's production of *Snow White and the Seven Dwarfs* in 1937.



Disneyland Like You've Never Seen It Before

One of the true highlights of a visit to the museum is an incredibly detailed, fully articulated 12-foot model of the Disneyland of Walt's imagination. The model is a visual "Wow!" and depicts almost every aspect of Disneyland that Walt Disney ever imagined, including attractions such as "Space Port and Rocket Flight," which we know today as Space Mountain.



You Never Know Who Might Drop In

The museum features a terrific array of special events, many attended by notable Disney Legends, authors and artists. Perhaps most importantly, the museum is utilized as an invaluable research facility. In doing research for his role as Walt Disney in the upcoming film *Saving Mr. Banks*, Academy Award-winning actor Tom Hanks stopped by to discuss the film with the museum's co-founder and Walt Disney's daughter, Diane Disney Miller.



Remember that Disney Vacation Club Members save \$3 off general admission for as many as four people when they present their Member ID card, along with a valid photo ID, at the museum reception desk (not valid for any other offer or for surcharged exhibitions, events and programs).

Poppin'tology

By Jim Korkis

Mary Poppins refuses to explain herself, much like Ms. Pamela Lyndon Travers, who wrote the *Mary Poppins* stories that inspired Disney's beloved film of the same name.

The author adamantly claimed that she didn't "create" the title character but merely told her extraordinary story. When asked about any of Mary Poppins' activities beyond those shared in print, for example, Ms. Travers wouldn't (or, as she put it, *couldn't*) answer, saying that the mysterious nanny hadn't provided such details.

Similarly shrouded are details of the author's testy relationship with Walt Disney, a tantalizing tale that has Disney fans buzzing about the new film *Saving Mr. Banks*. Opening in U.S. theaters on Dec. 20, the highly anticipated film offers a revealing take on the behind-the-scenes saga, with Academy Award-winners Tom Hanks and Emma Thompson starring as Walt Disney and P.L. Travers. (Learn more about the film on page 24.)

The excitement surrounding both *Saving Mr. Banks* and the 50th anniversary Disney Blu-ray Disc debut of the original *Mary Poppins* (also set for December), inspired me to dig deep into my editorial carpet bag to find some fun facts you may not know about the landmark 1964 film. And, in tribute to the legendary songwriting Sherman brothers who famously expanded our vocabularies with made-up words like "Supercalifragilisticexpialidocious," I present each fact with a made-up word of my own.

Voiceatility: Inspired by an actual umbrella carried by a maid during P.L. Travers' childhood, the film's iconic parrot-head umbrella spoke with the versatile voice of actor David Tomlinson, who aside from portraying Mr. Banks in the film, also voiced a variety of animated characters in the "Jolly Holiday" sequence, including a penguin and the jockey who lets Mary Poppins pass to win the race.

Cockneyish: Actor Dick Van Dyke's uniquely individual interpretation of the Cockney accent for his performance as Bert resulted in part from the instruction of voice coach J. Pat O'Malley, an actor of Irish descent.

Known for playing the butler in Disney's "Spin and Marty" television serials on the original "Mickey Mouse Club," O'Malley had voiced several Disney-animated characters, including Mr. Toad's horse, Cyril Proudbottom, in 1949's *The Adventures of Ichabod and Mr. Toad*, and the Colonel and Jasper in 1961's *One Hundred and One Dalmatians*. (He later returned to the mic to voice Colonel Hathi in 1967's *The Jungle Book*.)

The Irishman's Cockney coaching gave the Bert character an accent more Cockney-ish than pure Cockney, as noted by star Julie Andrews in response to a letter from P.L. Travers as the author "checked in" on the production.

Andrews reportedly wrote that Dick Van Dyke was, "grand as Bert and quite winning. His Cockney was really not too bad. He would be an 'individual' Cockney, instead of a 'regular type' Cockney."



Darwellian: If you've ever sailed with Disney Legend Richard Sherman on a Member Cruise (as Members did once again this September), you probably know that "Feed the Birds" was Walt Disney's favorite song, and that Walt often called



the Sherman brothers up to his office to play the tune at the end of a rough day.

You may even know that “Feed the Birds” was the first song written for the production and the last scene filmed. But do you know the story of the scene’s star?

Walt Disney felt that retired, 83-year-old Academy Award-winner Jane Darwell was ideal for the role of the Bird Lady, and he convinced her to perform this one last role by promising it would only take a day and that she’d be made comfortable. Crews even cut a hole into the steps of the St. Paul’s Cathedral set and filled it with pillows so the actress wouldn’t have to sit on a hard surface. Walt personally supervised the single-day filming of this scene.

This casting decision was one of many questioned by P. L. Travers, who envisioned English actress Margaret Rutherford in the role as part of her preferred all-English cast.

By the way, as I know Disney Vacation Club Members are big travelers, it’s important to note that feeding the birds at the real St. Paul’s Cathedral is now illegal.

Recycl Robin: Speaking of birds, the two Audio-Animatronic robins seen in the film went on to appear in the Carousel of Progress attraction at the 1964-65 New York World’s Fair – just weeks after their shoot. Julie Andrews voiced the birds’ whistling in the film.

Horsification. Now speaking of carousels (how’s that for two perfect segues in a row?), the beautiful carousel horses used in the “Jolly Holliday” sequence were created by Disney Legend Blaine Gibson, known to many Disney fans as the visionary behind the look of everything from Audio-Animatronic presidents to the much-photographed “Partners” statue of Walt Disney and Mickey Mouse. Gibson designed the horses’ faces as caricatures of the actors riding them. Check out Dick Van Dyke’s horse with its prominent chin and smile.

Walt Disney World Guests almost had the opportunity to ride through their own Jolly Holiday, as Walt Disney Imagineers once planned a Fantasyland attraction that would’ve taken Guests through Bert’s chalk paintings aboard similarly styled carousel horses. The attraction would’ve sat where Guests report today to fly to Neverland, and an alternate Mary Poppins

attraction concept would’ve used a ride system very similar to the one you love at Peter Pan’s Flight. The concept called for umbrella vehicles to hang from the track to fly Guests over London. Roy O. Disney reportedly nixed those plans, feeling that East Coast Guests would want some of the same attraction experiences loved by Disneyland Guests in California.

Alternacast: *Mary Poppins* could’ve been a different film had Walt landed on alternate casting choices. Among the stars considered for leading roles were Cary Grant, Danny Kaye, Fred Astaire and Anthony Newley for Bert; Bette Davis, Mary Martin and Angela Lansbury for Mary Poppins; and Terry Thomas, David Niven, James Mason and George Sanders for Mr. Banks.

Reflectivity: Was Mary Poppins vain? Tough to say, but try counting how many times she checks herself out in a mirror during the film.

Winigreement: Unhappy with the first name that the Disney story team came up with for Mrs. Banks, P.L. Travers reportedly offered up a list of 11 acceptable names. Walt agreed to “Winifred.”

Stepintime: (Okay, so this one’s less of a made-up word and more of a clear nod to one of my favorite *Mary Poppins* songs. Seemed like an appropriate way to end my little Sherman brothers gimmick.) At the beginning of the film, Mr. Banks sings, “It’s grand to be an Englishman in 1910, King Edward’s on the throne.” As King Edward VII died in May 1910, one can conclude that the film is set sometime during the first four months of that year. The original books were set in 1930s, Depression-era England, and it was the Sherman Brothers who suggested the grand “step in time” to a happier, timeless era of elegance.




PHOTOFINISH

1. Lisa Abel of Texas, Member since 2000, prepares to co-pilot a pachyderm with granddaughter Presley.
2. Little Ethan, part of the Gibbons family of Nebraska, Members since 2002, meets his intergalactic hero.
3. The Avena family of New York, Members since 2004, take time from their reading to greet Latica (the dolphin) in Cancun.
4. Deborah Gunn of New Zealand, Member since 2008, reads the Files during an African adventure in Namibia.
5. Counterclockwise from back, Isabella, Olivia and Julia (part of the Arens family of Ohio, Members since 2006) turn a "triple play" at Disney's Hilton Head Island Resort.
6. We share this photo of young Ardan (part of the Keating family of Washington, Members since 2009) with the hope that every Disney vacation will bring him as much joy as his first.
7. This photo of 5-year-old Madison (part of the Moor family of Michigan, Members since 2011) brings honor to us all.

Send your photos (keeping copies for yourself as we won't return ours) to Disney Files Magazine, Disney Vacation Club, 1390 Celebration Blvd., Celebration, FL 34747. Remember to include your name, hometown and "Member Since" year, along with a signed release form for each person pictured. The form is available online at www.dvcmember.com/releaseform.

Better your chances of seeing your family in the magazine by capturing compelling, candid moments, which almost always beat posed photos. We do, however, enjoy when you pose with the magazine, particularly when you do so in exotic locations beyond the Disney Parks.





Disney
PhotoPass™

Trip Tip! Save \$50 off Disney PhotoPass+ by purchasing at least 14 days before your vacation. This convenient new product lets you take home all of your vacation photos, including select attraction and dining photos, for one price. To learn more about Disney PhotoPass+ or to purchase, visit www.disneyphotopass.com/wdwplus.

Stacia Martin



This edition's charming cover art is the handcrafted work of celebrated Disneyland Resort-based artist Stacia Martin, whose fascinating stories and immeasurable talent have engaged Members aboard the past three Disney Vacation Club Member Cruise voyages.

"I was delighted to be asked to create this festive art with a *Snow White and the Seven Dwarfs* theme, since the film itself premiered in 1937 just four days before Christmas, making it Walt Disney's holiday gift to the world, in a way," Stacia told *Disney Files Magazine*. "My inspiration came from the many holiday vignette illustrations created by the Disney staff for regional publications of the 1940s and 1950s. This small, sweet moment features Bashful, whose first reaction to seeing 'The Fairest One of All' was to observe that she looked 'just like an angel.' Being shy and stand-offish, Bashful doesn't often take the spotlight. The recent occasions when I have had the pleasure of sketching for Disney Vacation Club Members have been particular treats for me since, by their reactions to a wide variety of characters, the Members have assured me that I'm not the only one who loves Disney's 'supporting players' as much as its 'stars!'"